

# Identifying Creatures

## Task Information

**Grade:** 4th Grade

**Content:** Inquiry Skills  
Classifying, interpreting data, making decisions  
I.II - complexity, diversity, intricacy

**Format:** Paper / Pencil

**Purpose:**

- The student will identify three (3) creatures using a classification key.

**Skills:**

**Primary:** Interpreting data, making decisions  
**Secondary:** Classifying

**Time:** 15 - 20 Minutes

**Materials:**

- | <u>Teacher</u>   | <u>Per Student</u>  |
|--|---|
| <ul style="list-style-type: none"><li>• none</li></ul> | <ul style="list-style-type: none"><li>• Student task sheet &amp; Creature sheet</li></ul> |

**Preparation:** None

**Safety:** None

## Identifying Creatures

**Task:** At this station, you will be identifying some unknown creatures.

### Background:


There are millions of living things in the world. Somehow scientists must be able to identify unknown creatures.

To do this, scientists use a classification key.


The key is used like a treasure map. Scientists look for certain characteristics of creatures to help them find their way through the map and identify the new creatures.

### Directions:


1. Circle the three (3) creatures that you would like to identify.




#1




#2




#3




#4



#5



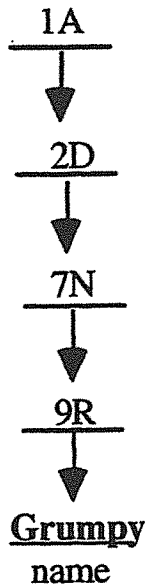
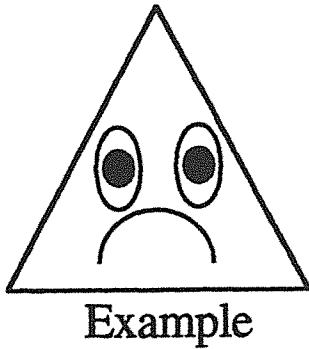
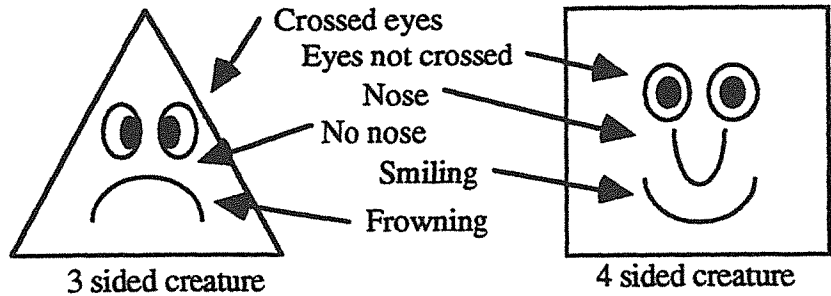
#6



#7

2. Using the classification key follow the steps taken to identify the example pictured below.

**CLASSIFICATION KEY**



- #1. A. Three sided creature.....Go to #2  
B. Four sided creature.....Go to #5
- #2. C. Crossed eyes.....Go to #3  
D. Eyes not crossed.....Go to #7
- #3. E. Nose.....Go to #8  
F. No nose.....Go to #9
- #4. G. Nose.....Go to #8  
H. No nose.....Go to #10
- #5. I. Crossed-eyes.....Go to #4  
J. Eyes not crossed.....Go to #7
- #6. K. Smiling.....Dopey  
L. Frowning.....Breezy
- #7. M. Nose.....Go to #6  
N. No nose.....Go to #9
- #8. O. Smiling.....Happy  
P. Frowning.....Sneezy
- #9. Q. Smiling.....Bashful  
R. Frowning.....Grumpy
- #10. S. Smiling.....Doc  
T. Frowning.....Sleepy

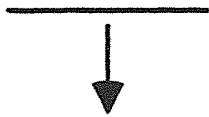
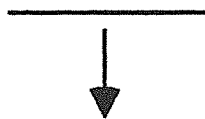
## Answer Sheet Identifying Creatures

3. Be sure to write the number of the three(3) creatures that you circled on page #1, in the proper space below.
4. Use the classification key, on page #2, to write the steps you used to identify the name of the creature. Don't forget to write the number and letter for each step.
5. Be sure to start at #1 when using the classification key to identify each new creature.
6. Write the name of the creature in the space provided at the bottom.

Creature # \_\_\_\_\_

Creature # \_\_\_\_\_

Creature # \_\_\_\_\_



\_\_\_\_\_  
(NAME)

\_\_\_\_\_  
(NAME)

\_\_\_\_\_  
(NAME)

# Identifying Creatures - Scoring Rubric

## Maximum Score - 15 points

1. **Standard:** The student will identify three (3) of the unknown creatures using a classification key.

**Criteria:**

- 1 point is given for each step in identifying the three (3) creatures.
- 1 point is given for the correct name of the three (3) creatures

<u>Creature #1</u>	<u>Creature #2</u>	<u>Creature #3</u>	<u>Creature #4</u>
1 - B	1 - A	1 - B	1 - B
5 - J	2 - D	5 - I	5 - I
7 - M	7 - M	4 - H	4 - H
6 - L	6 - K	10 - T	10 - S
<b>Breezy</b>	<b>Dopey</b>	<b>Sleepy</b>	<b>Doc</b>
<u>Creature #5</u>	<u>Creature #6</u>	<u>Creature #7</u>	
1 - B	1 - A	1 - A	
5 - I	2 - C	2 - C	
4 - G	3 - F	3 - E	
8 - O	9 - Q	8 - P	
<b>Happy</b>	<b>Bashful</b>	<b>Sneezy</b>	

**Total 15 points**

**Student ID \_\_\_\_\_ Identifying Creatures - Scoring Form**  
**Male / Female (Circle one)**

Creature # _____	0	1	2	3	4	5
Creature # _____	0	1	2	3	4	5
Creature # _____	0	1	2	3	4	5

**Total Score \_\_\_\_\_**  
**Total possible score - 15 points**

---

---

**Student ID \_\_\_\_\_ Identifying Creatures - Scoring Form**  
**Male / Female (Circle one)**

Creature # _____	0	1	2	3	4	5
Creature # _____	0	1	2	3	4	5
Creature # _____	0	1	2	3	4	5

**Total Score \_\_\_\_\_**  
**Total possible score - 15 points**

---

---

**Student ID \_\_\_\_\_ Identifying Creatures - Scoring Form**  
**Male / Female (Circle one)**

Creature # _____	0	1	2	3	4	5
Creature # _____	0	1	2	3	4	5
Creature # _____	0	1	2	3	4	5

**Total Score \_\_\_\_\_**  
**Total possible score - 15 points**

---

---



Student ID 2CN-15 #1 Identifying Creatures - Scoring Form

Male / Female (Circle one)

Creature # 5 0 1 2 3 4 5

Creature # 7 0 1 2 3 4 5

Creature # 6 0 1 2 3 4 5

Total Score 6  
Total possible score - 15 points

Student ID 2CN-8 #2 Identifying Creatures - Scoring Form

Male / Female (Circle one)

Creature # 6 0 1 2 3 4 5

Creature # 2 0 1 2 3 4 5

Creature # 7 0 1 2 3 4 5

Total Score 11  
Total possible score - 15 points

Student ID 2CN-14 #3 Identifying Creatures - Scoring Form

Male / Female (Circle one)

Creature # 5 0 1 2 3 4 5

Creature # 7 0 1 2 3 4 5

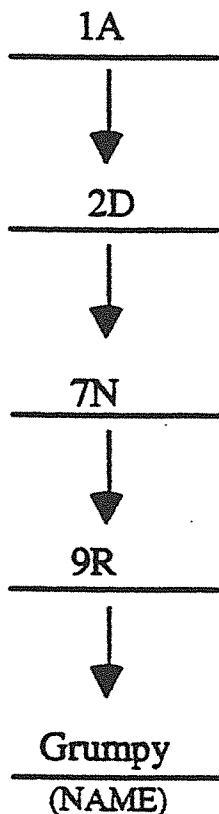
Creature # 6 0 1 2 3 4 5

Total Score 15  
Total possible score - 15 points

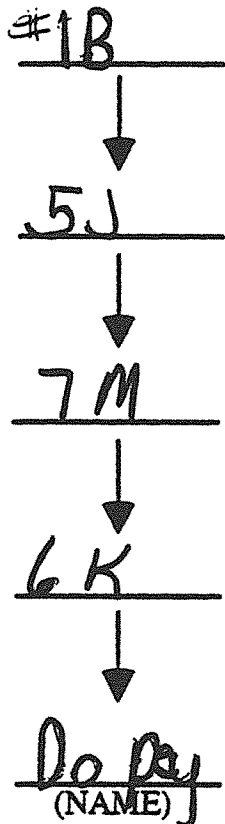
# Answer Sheet Identifying Creatures

Choose any three of the creatures from the "Creatures Sheet" and follow the key to their names. Be sure to write the number of the creature that you are trying to identify in the proper space below. Also write the number and letter for each of the choices you make as you follow the key to identify the creature (see example #101). When you are sure of the creature's name, write the name in the space provided at the bottom.

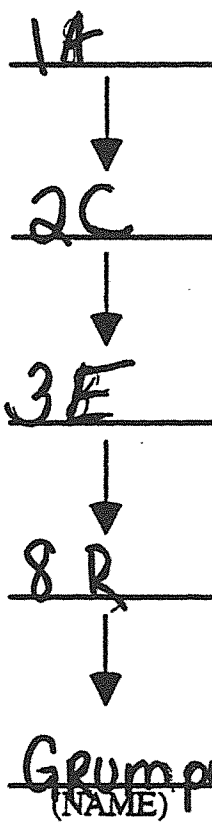
Example #101



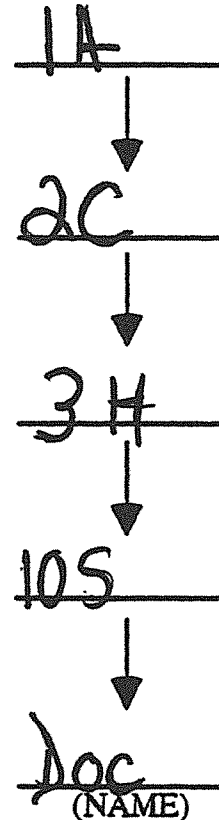
#5  
Creature # 106



#7  
Creature # 108



#6  
Creature # 107



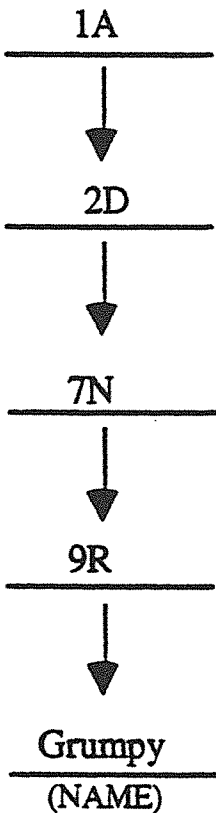


# Answer Sheet Identifying Creatures

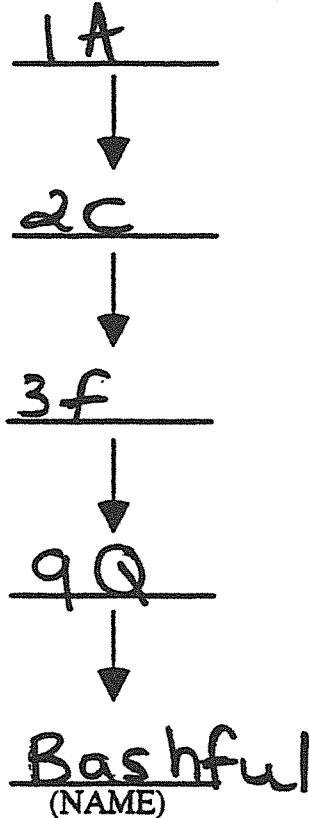
female

Choose any three of the creatures from the "Creatures Sheet" and follow the key to their names. Be sure to write the number of the creature that you are trying to identify in the proper space below. Also write the number and letter for each of the choices you make as you follow the key to identify the creature (see example #101). When you are sure of the creature's name, write the name in the space provided at the bottom.

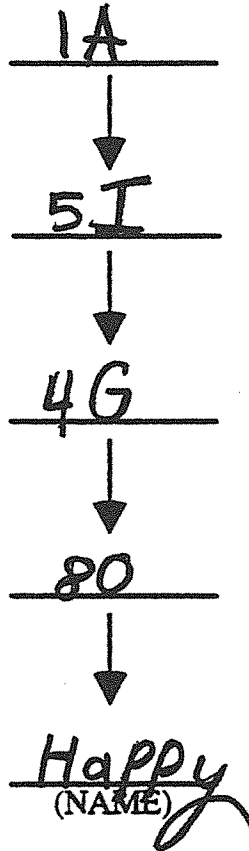
Example #101



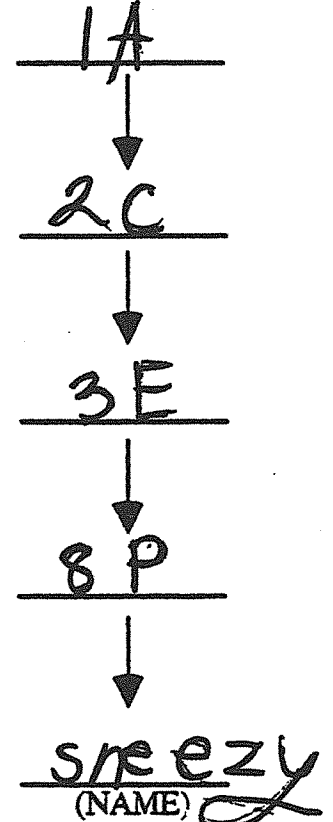
#6  
Creature # 107



#2  
Creature # 103



#7  
Creature # 108



# Answer Sheet Identifying Creatures

Male

Choose any three of the creatures from the "Creatures Sheet" and follow the key to their names. Be sure to write the number of the creature that you are trying to identify in the proper space below. Also write the number and letter for each of the choices you make as you follow the key to identify the creature (see example #101). When you are sure of the creature's name, write the name in the space provided at the bottom.

Example #101

1A

---

↓

2D

---

↓

7N

---

↓

9R

---

↓

Grumpy  
(NAME)

#5

Creature # 106

~~1A~~ 1B

---

↓

5I

---

↓

4G

---

↓

8O

---

↓

Happy  
(NAME)

#7

Creature # 108

1A

---

↓

2C

---

↓

3E

---

↓

8P

---

↓

Sneezy  
(NAME)

#6

Creature # 107

1A

---

↓

2C

---

↓

3F

---

↓

9Q

---

↓

Bashful  
(NAME)